



LASER STATION

LW2 TOUCH



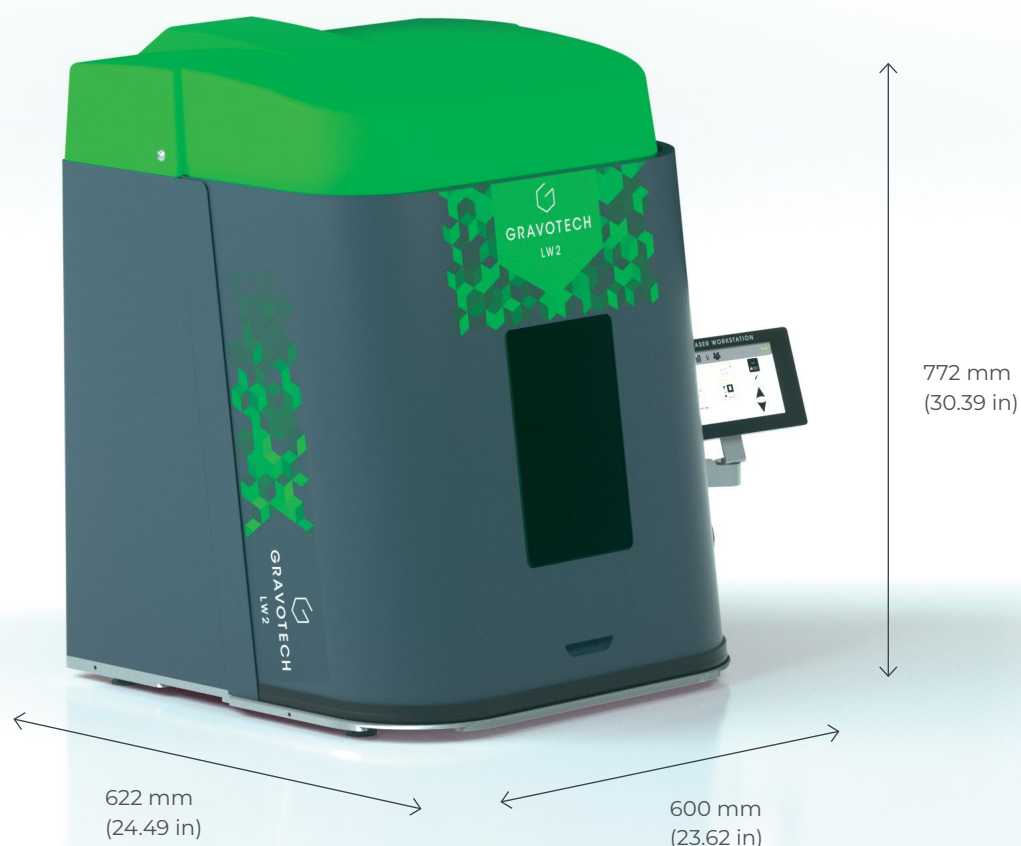
GRAVOTECH
E X P R E S S I O N O F T H I N G S



LASER STATION LW2 TOUCH

Fully automated laser marking station

The most complete laser station for permanent marking. From unit to small batch production to integration in a robotic cell. Compatible with Fibre, Hybrid or Green source.



TOUCH SCREEN

Just press the touch screen and the LW2 station takes care of the rest! The door closes automatically, the laser is positioned at the right focus height, the marking is done in a few seconds and the door opens. This laser station does not require training. All you have to do is prepare your marking sheets and load them into the station via the USB port.

COMPLETE SAFETY

The safety of the operator is our priority. The laser marking station is certified as class 1 laser products, meeting all safety requirements, allowing use in unrestricted environments: integrated fail-safe relay, protective glass, door closure security, emergency stop, door fitted with sensors and anti-pinch system, integrated extraction and filtration solution to protect users from dust and smoke. Mechanic and electronics are fully protected in a sealed box. Integrated alarms and controls.


FLEXIBILITY

Large marking area with 3 sides door, marking of a large variety of parts, from small to big parts, from simple to complex shapes. LW2 TOUCH is compatible with all laser sources to offer you the possibility to mark on any type of material. We propose 2 software choices for the creation and control of your marking station to adapt to your needs and various and varied applications: Lasertrace & Gravostyle.

SEE OUR VIDEO



KEY FEATURES




Unit Marking

The LW2 offers a number of setting aids on the touch screen for individual use:

Easily find the focal length thanks to the focusing diodes. Simply join the two laser diodes by adjusting the laser height with the motorized axis.

The laser automatically positions itself to the focal length at the start. You only have to enter the part height directly on the screen.

Thanks to the simulation mode, the station shows you the exact positioning of your future marking directly on the part.



Batch Marking

LW2 is fully programmable to become an automated station:

All the marking files are pre-recorded by the supervisor on the station.

The entire marking process is programmable: marking informations, part height, time stamping, serialization, door opening/closing, I/O activation, etc...

The LW2 can then switch to operator mode.

No risk of errors, training free, just press a single button to start the next marking

The production mode allows you to go further in managing the traceability of your batches by connecting to your internal databases.

You thus connect the content of the marking to your databases and the history of the marked parts for an easier production process.



High Paced Marking In The Production Cell

The marking station is controlled remotely, thanks to dedicated and programmable I/Os.

It can be integrated into a robotic cell and associated with robots or cobots.

The speed of door opening/closing has been optimized (2s) as well as the durability of our components to allow high volume production in a difficult environment.

This allows you feel secure about integrating our laser station on your production line. Gravotech offers you a ready-to-integrate package.

LEARN MORE ABOUT LW2 TOUCH




SOFTWARE



Lasertrace

- All 2D code formats: Datamatrix, QR codes, UID and UDI, 1D-2D barcodes, etc.
- Serial numbering and codification: counter, variables, shift codes, timestamping, etc.
- Multilingual & Unicode
- Library of pre-sets by material, marking colour chart
- Link to databases: ODBC, Excel, ASCII, etc.
- Import PLT, PDF, DXF, SVG, DWG files
- Job control: auto log files, historic, duplicates, quality check



Gravostyle™

- Import, create and retouch your logos, texts, photos
- Engraving several items at once with variables, in relief and 3D
- Compatible with all file types: EPS, JPEG, PNG, BMP, PDF, DXF, etc.
- Advanced engravings: photos, bas-relief, specific tool path
- Built-in wizards and tutorial videos
- Mark with any font in any language

EQUIPMENT



Intuitive touchscreen
computer-free automatic mode




Fume extraction to protect users
from dust and smoke




Barcode / 2D reader



3d marking



Focusing diode



Rotary device
for cylindrical part marking

APPLICATIONS



ID plates



General mechanics



Tools



Electrical components



Automotive & aerospace



Medical

SERVICE & SUPPORT



Training

Our training modules are designed to optimize your use of our solutions and are available for our full range of machines, software and accessories.



Technical support

We bring you local support in your language in more than 50 countries, where we have established presence directly and with our distribution partners.



Maintenance

Thanks to experience gathered with Gravograph and Technifor and our global presence in more than 50 countries with 150 Gravotech technicians and our distributor partners, we can offer you a wide range of services.

MAKE YOUR SAMPLES



TECHNICAL DATA

LW2 TOUCH

| Model | LW2 TOUCH FIBER | LW2 TOUCH GREEN | LW2 TOUCH HYBRID |
|--|---|--|--|
| Laser technology | Fiber | DPSS | |
| Power | 20 W / 30 W / 50 W | 5 W | 10 W / 20 W |
| Peak power | 10 kW | 70 kW | 60 kW |
| Frequency | 30-60 Khz or 2 -200 Khz | Up to 10-100 Khz | |
| Speed | Up to 10000 mm/s (393,7 in/s) | Up to 3000 mm/s (118,1 in/s) | |
| Z Axis type | Motorized & Programmable | | |
| Z axis stroke | 295mm (11,614 in) | | |
| Door type | Automatic | | |
| Available lenses & marking area | F100: 65 x 65 mm (F100: 2.56 x 2.56 in) F160 – 110 x 110 mm (F160: 4.33 x 4.33 in) F254 – 175 – 175 mm (F254: 6.89 x 6.89 in) F330 – 205 x 205 mm (F330: 8.07 x 8.07 in) | F160 – 110 x 110 mm (F160: 4.33 x 4.33 in) F254 – 150 x 150 mm (F254: 5.9 x 5.9 in) | F160 – 110 x 110 mm (F160: 4.33 x 4.33 in) F254 – 175 x 175 mm (F254: 6.89 x 6.89 in) |
| Max object size & weight (L x W x H) | 502 mm x 477 mm x 322 mm & 25 kg (19.8 x 18.8 x 12.7 in & 55 lbs) (depending on the focal length) | | |
| Machine dimensions & weight (L x W x H) | 600 x 622 x 772 mm & 60 kg (23.62 x 24.49 x 30.39 in & 132.3 lbs) | | |
| Communication Interfaces (standard) | Ethernet TCP/IP; Terminal block 8I / 8O; Laser Safety Dedicated I/O; RS232; USB | | |
| Operating temperature | 10-40°C | 15-35°C | |
| Humidity level | 10 - 85 % | | |
| Rated power consumption - Rated voltage | 800 W 100 - 240 VA | | |
| Laser Safety Classification | Class 1 Door Closed / Class 2M door open (Aiming Diode) | | |



info.uk@gravotech.com

+44 1926 884433

gravotech.co.uk

GRAVOTECH LTD

Unit 3 Trojan Business Centre,
Tachbrook Park Drive, Leamington Spa
CV34 6RH, Warwickshire, United Kingdom

Follow us:

